

Mercedes-Benz  
Certified Collision Center

# Tools & Equipment List





# Overview of Programs

## Mercedes-Benz Certified Collision Program Tiers

### Mercedes-Benz Certified Collision Center

---

#### BASE

These facilities can perform collision repair work on all Mercedes-Benz Passenger cars except those requiring aluminum welding.

### Mercedes-Benz Certified Collision Center

---

#### ELITE

Authorized to perform all collision repairs on all Mercedes-Benz passenger vehicles including aluminum structural repairs.

### Mercedes-Benz Certified Collision Center

---

#### VAN CARE

Authorized to perform structural and cosmetic repairs on **Sprinter and Metris Vehicles.**

---

# Contents

## Mercedes-Benz Certified Collision Program Tool and Equipment Standards

### Straighten Bench & Measuring Systems

Benches .....	4
Hydraulic Pulling Tower .....	4
Side Gantry/Side Portal .....	5
Straightening Jig Sets/Kits .....	5
Measuring Systems .....	5

### Vehicle Lifts .....

	6
--	---

### Aluminum Repair .....

	7
--	---

Dedicated Aluminum Tool Kit and Panel Repair .....	8
Safety Vacuum .....	8

### Riveting & Welding

Riveter .....	9
Inverter Spot Welders .....	9
MIG Welder .....	10

### Glass Replacement .....

	11
--	----

### Vehicle Refinishing

Paint Systems .....	12
Paint Mix Room .....	12
Spray Booth .....	12
Paint Gun .....	13
Paint Thickness Gage .....	13
Wire Harness Repair .....	14

### Recommended

Xentry Unit .....	15
Headlamp Aiming Unit .....	15
Refrigerant Equipment .....	15
Adhesive Tools .....	16
Cutting Tools .....	16

### Elite Certified Collision Program

Aluminum Welder .....	17
-----------------------	----

### Mercedes-Benz VanCare Collision Certification

Straightening Bench Fixtures .....	18
Spray Booth .....	18
Heavy Duty Two Post Lift .....	19

# Mercedes-Benz Certified Collision Program Tool and Equipment Standards

Collision centers must meet MBUSA Certified Collision Program Standards in order to obtain or renew certification. Possessing the necessary Tools and Equipment is required to meet standards. Failure to meet any of the required standards will result in a Corrective Action Plan (CAP) that will be agreed upon by the collision center, sponsoring dealer, MBUSA Field Management and the MBUSA Collision Team. In addition to the following tool and equipment standards, an inventory of basic industry tools is expected to be onsite. Please refer to [www.mbcollisioncenters.com](http://www.mbcollisioncenters.com) for latest updates. (January 2020)

## Straightening Bench Vehicle Mounting Kits

### Benches

Facilities are required to have an approved XL version of benches. Facility must have at least 2 technicians on staff that have completed training on their chosen straightening bench system to maintain certification. The standard size benches will not support the current S-class or Maybach Chassis.

**Mercedes-Benz approved straightening equipment:**



Celette Griffon XL Set  
(BX:GXL08.5812)



Celette Sevenne XL Set  
(SVN09XL.3112)



Celette Rhone XL  
(RH18XLM4221.6)



Carbench Manta XL  
(160AA154/5150/F/R)



Carbench Muraena/Piranha XL  
(AA265/5150/F/R)



Car-O-Liner BR5500 Frame  
& Tilt Lift  
(CARNA34640KT B83)



Car-O-Liner BR6300  
Frame & Tilt Lift  
(CAR33907-KIT)  
Additional Option: Required for Vans certification.

## Hydraulic Pulling Tower

Facilities are required to have a hydraulic puller for straightening. Puller must be compatible with the approved straightening systems.

**Mercedes-Benz approved hydraulic pull posts:**



Celette Pulling Unit Sevenne  
(must fit Sevenne XL and  
Griffon XL SVN19.301)



Carbench Manta Pull Post  
(article number PT36)



Carbench Piranha Pull Post  
(article number PT32)



Carbench Muraena Pull Post  
(article number PT30/1)




Car-O-Liner Draw Aligner  
(article number CAR30346 D16)



---

## Side Gantry/Side Portal

Facilities are required to have a side gantry to measure lateral points. Gantry/portal must be compatible with the approved straightening systems. Mercedes-Benz approved gantry/portals:



Celette Gantry  
(article number 9113.063)



Carbench Kit for Lateral Points  
(article number C281)

---

## Straightening Jig Sets/Kits

Facilities are required to use jig set/kits to straighten a Mercedes-Benz unibody or frame.

If the facility has the approved Carbench System, then they must have the Mercedes-Benz Universal Jig Set.

If the facility has the approved Celette Systems, then the facility must own the towers as well as the cross members.

If the facility has the approved Car-O-Liner System then the facility must have the full EVO 3-3 MB Kit.

The vehicle specific jigs may be rented.

Mercedes-Benz recommends that the facility own the jigs for the more common models (C-Class, E-Class, GLE...).



Celette Mercedes  
Anchoring Set  
(9212.013)




Celette Jig  
(vehicle model specific)



Celette MZ  
(article number MZ450.925)



Celette MZ+  
(article number MZ2500.MB01)



Celette Cross Member Set for Mercedes-Benz  
(article number 955A.9412)



Cameleon Premium Universal  
Jig System from Celette  
(Ref # CAM02.162)



Carbench  
(universal Jig Set)



Car-O-Liner EVO 3 MB  
System

---

## Measuring Systems

Mercedes-Benz recommends that facilities own a measuring system to provide documentation if required by an insurance carrier prior to setting up on a fixture bench for repair.

Mercedes-Benz recommended manufacturers:



Celette 3D NAJA



Carbench  
Contact Evolution



Car-O-Liner Car-O-Tronic  
Vision 2 X3 Mercedes-Benz.  
Required when using Car-O-Liner  
straightening bench.



Blackhawk  
Shark

---

## Vehicle Lifts

---

Facilities are required to have a two post lift.

Must be UL & CE approved in conjunction with OSHA, as well as state and local codes and regulations.

Mercedes-Benz recommended manufacturers:



Rotary



Challenger



Nussbaum & Company





---

# Aluminum Repair

---

**Facilities are required to have a dedicated aluminum work place.**

Dedicated aluminum area or room (large enough for at least one vehicle) completely partitioned off from areas that contain steel dust to avoid contamination/ corrosion. Area may be a hard walled room or have curtains with separate lighting that contains a grinding dust extractor/ vacuum. Curtains must provide a separation from other areas. Steel swarf and grinding dust can cause corrosion to aluminum. Aluminum dust can be explosive; therefore proper housekeeping of the area must be maintained.

**Must be UL & CE approved in conjunction with OSHA, NFPA, EPA as well as state and local codes and regulations.**

**The minimum requirements are:**

- Walls/curtains should be made from a fire resistant material.
- Curtains must be no more than 2" off the floor.
- Curtains must be 12' in height or 3' from the ceiling
- Washable walls and floors for wet cleaning are necessary in order to control aluminum dust buildup. (cleaning with compressed air can cause an explosion)
- The workplace should contain few horizontal surfaces, pipes and lines so that less dust is deposited and to allow cleaning by vacuuming or sweeping.
- Regular cleaning of the workplace must be carried out and documented.
- A 110V/230V power supply should be present.
- A compressed-air connection with min. 6-8 bar pressure is required. (connection for pneumatic tools)
- Existing straightening benches and straightening bracket sets can be used alternately provided they are cleaned thoroughly beforehand.
- The vehicle being repaired must be covered, with the exception of the immediate repair area, in order to avoid galvanic corrosion other areas of the vehicle.

If grinding work on steel parts is necessary, e.g. on steel rivets, the aluminum parts must be protected against flying sparks, and steel dust to prevent corrosion on the aluminum.



---

## Dedicated Aluminum Tool Kit and Panel Repair

**Facilities must have a separate tool cart/trolley that are dedicated to aluminum cosmetic repairs.**

Tool trolley must be clearly labeled as the storage for the aluminum tools. Items in trolley can be purchased individually if preferred.

Please check with your local suppliers for Mercedes-Benz approved packages and available kits.



Wieländer & Schill  
Aluminum Tool Kit with dedicated hand tools and AK 98 Panel Repair kit



Carbon  
Mercedes-Benz Carbon Aluminum Panel Repair Kit Complete Workplace

---

## Safety Vacuum

**Facilities are required to have an explosion proof immersion/wet-type aluminum dust vacuum. Vacuum should be located and used in the aluminum workplace.**

Must be UL & CE approved in conjunction with OSHA, NFPA, EPA, as well as state and local codes and regulations.

**Mercedes-Benz recommended units:**



Ruwac Immersion Aluminum  
Dust Unit  
(article number NA35-110)



Eurovac II Portable Wet Mix Dust Collector  
(article number SYS-050-18300000)



---

# Riveting & Welding

---

## Riveter

Facilities are required to have a Mercedes-Benz approved Riveter. Mercedes-Benz approved tool:



Wieländer & Schill Xpress 800 PushPull  
(article number 70002 & 70004)



TKR Automotive GmbH PNP 90 SNW XT2  
(article number WZS-TKR-00000180)

\*Please note, this is the Heavy Duty Version. The PNP 90 UN 2.0 (WZS-TKR-00000050) is not approved. Facilities have the option to upgrade their PNP 90 UN 2.0 to the HD SNW XT2 with a Daimler approved kit (article number 500006)

---

## Inverter Spot Welders

Facilities are required to own an approved spot welder.

Mercedes-Benz approved units:



Elektron: Multispot MI-100  
Control\_MTC6000  
(article number 520 476)



Cebotech-Tecna Spot 14000  
(article number 3664P7)



GYSPOT Inverter PTI s7  
(article number D20801)



Pro Spot i5 Smart Welder  
(article number i5)



Telwin S.P.A Inverspotter  
14000 Smart  
(article number 823077)



Wieländer & Schill Inver-  
taSpot GT Automatic  
(article number 932436)

# MIG Welder

Facilities are required to own a mig welder.

If the facility is pursuing or has an Elite Certification, then Collision Centers are **required** to own one of the approved models below.

**Collision Centers are required to have SG-CuSi3 wire for brazing.**

**Mercedes-Benz recommended units:**



Cebotech MultiMig 621  
Inverter (Chief)  
(article number EL900021)



Cebotech Cebora-Sound MIG  
Pulse 2740/T Star Pulse  
(article number 307)



Car-O-Liner CMI3000II MB  
(article number 79541368)



Elektron (BlitzRotary)  
Multimig 400 puls  
(article number 515908)



Fronius TransPuls 270i C Pulse  
(article number 4075095 MB)



Wieländer & Schill inverter puls  
IP 6-2 ACT  
(article number 90413-3433-MB)



EWM AG Phoenix 355  
Progress Pulse MM TKM  
(article number 090-005403-  
59502)



GYS Neopulse 300  
(article number 032767)



Prospot Smart MIG SP-5.3  
(article number 900 150 28)

Previous models are still accepted.

Fronius TransPuls Synergic 2700, Cebotech Jaguar Double Pulse 2035/MD, Cebora-Sound MIG Pulse 2035/M, Migtronic Sigma 300 C.A.R-L, W&S InvertaPuls IP 6-2, Car-o-Liner CMI3000, Blitz-Rotary MultiMig 400 Puls



---

# Glass Replacement

---

Facilities are required to use a cord/wire cutting Glass Removal Device.

If the facility sublets glass repairs, must show invoice that a wire/cord device was used.

Mercedes-Benz recommended tools:



Wieländer & Schill Roll Out  
(article number 842010)



WRD Glass Removal System (Spider 3  
and PRO 6 Models)



---

# Vehicle Refinishing

---

## Paint Systems

Facilities are required to use the approved refinishing systems.

Mercedes-Benz approved refinishing systems:



---

## Paint Mix Room

Facilities are required to have a paint mix room.

A mix room provides a controlled environment to remove toxic fumes when mixing paint and prevents contamination.

Must be UL & CE approved in conjunction with OSHA, NFPA, EPA as well as state and local codes and regulations.



---

## Spray Booth

Mercedes-Benz requires the facility to have a Down Draft or a Low Bake spray booth. These booths use the same chamber for painting and convection drying and utilize a make-up unit to supply the spray booth with filtered air. Must be UL & CE approved in conjunction with OSHA, NFPA, EPA as well as state and local codes and regulations.


The minimum specifications are:

- Intake and Exhaust airflow rating of 14,000 CFM
- Air filters (paint arrestors) must have a 98% efficiency
- Lighting system which uses daylight lamp that will provide at least a 96 CRI
- Brightness level should be at a minimum of 100 foot-candles at the cabin floor or filter grate
- Heating unit with direct fired burners at a minimum of 1.0 MBTU
- Grade "D" quality air breathing system

Mercedes-Benz recommended spray booths:



USI Italia




OMIA



Blow Therm



Times Vision



Garmat



Nova Verta



---

## Paint Gun

Facilities are required to have a HVLP paint gun.

Must be UL & CE approved in conjunction with OSHA, EPA as well as state and local codes and regulations.

Locally sourced



---

## Paint Thickness Gauge

A paint thickness gauge capable of measuring paint thickness on bumper covers is required.

**Mercedes-Benz recommended model:**



De Felsko PosiTector 200



---

## Wire Harness Repair

These items are for the repair of the vehicle's wire harness and/or electrical connectors. Follow Workshop Information Systems (WIS) instructions for all repairs.

Facilities are required to have a **Wiring Harness Repair Kit, Basic**.



W000589139900  
(Article number AR00.19-P-0100A)

Facilities are required to have the following wire rolls:

A 169 543 02 31:  
Yellow; Roll with 100M; 0,50 MM2

A 169 543 03 31:  
Yellow; Roll with 100M; 0,75 MM2

A 169 543 04 31:  
Yellow; Roll with 100M; 1,00 MM2

Facilities are recommended to have the following wire rolls:

A 169 543 05 31:  
Yellow; Roll with 100M; 1,50 MM2

A 169 543 06 31:  
Yellow; Roll with 50M; 2,50 MM2

A 169 543 07 31:  
Yellow; Roll with 25M; 4,00 MM2

Facilities are recommended to have a **Flat Wire Repair Kit**.



W211 589 01 99 00

Facilities are recommended to have a **Welding Bead Catcher** (small mat to place under wire while welding to catch welding slag).

W000589139900



---

## Recommended

---

### Xentry Unit

Facilities are recommended to have a Xentry unit or equivalent MB software package.

Process for ordering the Hardware and Software: [www.startekinfo.com](http://www.startekinfo.com) > Purchase Hardware/Software > pick new user, and the options will be made available.



---

### Headlamp Aiming Unit

Mercedes-Benz requires that all headlamps are aimed with a Mercedes-Benz approved device.

If facilities do not have an approved device then work must be done at a Mercedes-Benz dealership.

**Mercedes-Benz approved manufacturers:**

Items in this section are required if the facility is performing the work themselves.

The Facility can sublet this work to their sponsoring dealership.



MAHA MLT 1000 MB  
(Article number 649-VP 185069)



Beissbarth MLD 110  
(Article number 1692104339)

---

### Refrigerant Equipment

Mercedes-Benz requires equipment to reclaim, evacuate and/or charge systems in case work cannot be sublet to a sponsoring dealer.

If choosing to sublet, collision center must maintain invoice and have available for audit purposes. If owned, it will need to be available and functioning properly and meet OSHA, NFPA, EPA as well as state and local codes and regulations.

**Mercedes-Benz recommended units:**



Robinair for R-134 Refrigerant RRR for Hybrid and Non-Hybrid Vehicles  
(article number 34788NI-H)

Items in this section are required if the facility is performing the work themselves.

The Facility can sublet this work to their sponsoring dealership.

---

## Recommended

---

### Adhesive Tools



DOW 860687664 distributed by RAE

---

### Cutting Tools



Wielander + Schill MEC600  
cutting tool

---

### Cleaning/Disinfecting



Trioxyclean Air Purifier from Celette  
(Ref # CEL.8003.02)



# Elite Certified Collision Program

Certified Collision Centers must meet all MBUSA Certified Collision Standards in addition to the Elite Standards. The standards of the Elite Certified Collision Program include possessing the required Tools and Equipment listed below. Failure to pass any of the required standards will result in a Corrective Action Plan (CAP) that will be agreed upon by the collision center, sponsoring dealer, MBUSA Field Management and by the MBUSA Collision Team.

---

## Aluminum Welder

**Mercedes-Benz requires facilities to own an approved aluminum welder to attain Elite Certification.**

As reviewed in the Certification Training, Aluminium Structural repairs must use AISi5 (4043) wire with a 1.2mm diameter. Collision Centers must have this specific wire.

**Mercedes-Benz approved units:**



Cebotech MultiMig 621  
Inverter (Chief)  
(article number EL900021)



Cebotech Cebora-Sound MIG  
Pulse 2740/T Star Pulse  
(article number 307)



Car-O-Liner CMI3000II MB  
(article number 79541368)



Elektron (BlitzRotary)  
Multimig 400 puls  
(article number 515908)



Fronius TransPuls 270i C Pulse  
(article number 4075095 MB)



Wieländer & Schill inverter puls  
IP 6-2 ACT  
(article number 90413-3433-MB)



EWM AG Phoenix 355  
Progress Pulse MM TKM  
(article number 090-005403-59502)



GYS Neopulse 300  
(article number 032767)



Prospot Smart MIG SP-5.3  
(article number 900 150 28)

Previous models are still accepted.

Fronius TransPuls Synergic 2700, Cebotech Jaguar Double Pulse 2035/MD, Cebora-Sound MIG Pulse 2035/M, Migtronic Sigma 300 C.A.R-L, W&S InvertaPuls IP 6-2, Car-o-Liner CMI3000, Blitz-Rotary MultiMig 400 Puls

# Mercedes-Benz VanCare Collision Certification

MBVCCC facilities must be passenger car certified and meet these additional requirements to participate. The standards for the MBVCCC include complying with the required Tools and Equipment standards listed below.

---

## Straightening Bench

**Mercedes-Benz Approved Fixtures:**



Car-O-Liner BR6300  
(CAR33907-KIT)

\*If using Car-O-Liner the facility must have the BR6300 as the longer wheelbase vans will not fit on the BR5500\*.

---

## Straightening Bench Fixtures

**Facilities are required to show proof of rented fixtures when asked by a Mercedes-Benz Auditor or staff.**

Due to the quick turnaround time that our customers demand, we strongly recommend owning the necessary fixtures so that they are readily available.

**Mercedes-Benz Approved Fixtures:**



Celette System Sprinter  
(article number 7906.300)




Celette System Metris  
(article number 7447.5B)



Carbench System Sprinter  
(article number 020714)



Carbench System Metris  
(article number 020519 + 020763)



Car-O-Liner  
MB B766 SPRINTER 2020 -  
ADDITIONAL KIT TO B731 AND EVO  
KIT 40218

\*Please note the Sprinter 4x4 will require a different fixture set. This can be rented.

---

## Spray Booth

**Facilities are required to have a Down Draft spray booth with a minimum 12ft interior clearance to fit the "High Roof" option and 27ft interior length for our extended length option that are offered for our Vans.**

These booths use the same chamber for paint and convection drying and utilize a make-up unit to supply the spray booth with filtered air.

Must be UL & CE approved in conjunction with OSHA, NFPA, EPA as well as state and local codes and regulations.

**The minimum specifications are:**

- Intake and Exhaust airflow rating of 14,000 CFM
- Air filters (paint arrestors) must have a 98% efficiency
- Lighting system which uses daylight lamp that will provide at least a 96 CRI
- Brightness level should be at a minimum of 100 foot-candles at the cabin floor or filter grate
- Heating unit with direct fired burners at a minimum of 1.0 MBTU
- Grade "D" quality air breathing system





---

## Heavy Duty Two Post Lift

Facilities are required to have a heavy duty lift that is rated for 15,000lbs or more.

Lift must accommodate the vehicle and any accessories or extra weight that has been added to the vehicle by the owner.

Must be UL & CE approved in conjunction with OSHA, as well as state and local codes and regulations.

**Mercedes-Benz Recommended Manufactures:**



Rotary



Challenger



Nussbaum & Company

# Mercedes-Benz Certified Collision Center

